

SPRING TOWNSHIP SUPERVISORS  
 TREASURER'S REPORT  
 JANUARY 7, 2013  
 NOVEMBER 30, 2012 - DECEMBER 31, 2012

**Township Checking Account:**

Balance - November 30, 2012		\$	358,180.30
Receipts	\$	224,256.07	
Disbursements	\$	189,249.52	
Balance - December 31, 2012		\$	393,186.85

**State Fund Checking Account:**

Balance - November 30, 2012		\$	261,793.97
Receipts	\$	9.73	
Disbursements	\$	3,260.35	
Balance - December 31, 2012		\$	258,543.35

**Street Light Account:**

Balance - November 30, 2012		\$	36,358.15
Receipts	\$	256.62	
Disbursements	\$	2,521.35	
Balance - December 31, 2012		\$	34,093.42

**Spring Township Payroll Account:**

Balance - November 30, 2012		\$	1,069.20
Receipts	\$	58,005.75	
Disbursements	\$	58,005.75	
Balance - December 31, 2012		\$	1,069.20

**P.S.E.C.U. Accounts:**

Balance - November 30, 2012		\$	148,127.27
Receipts	\$	-	
Disbursements	\$	-	
Balance - December 31, 2102		\$	148,127.27

SPRING TOWNSHIP WATER AUTHORITY  
TREASURER'S REPORTS  
JANUARY 7, 2013  
NOVEMBER 30, 2012 - DECEMBER 31, 2012

**Money Market - M & T Bank/Conn.Fee Acct.**

Balance - November 30, 2012		\$	34,018.97
Receipts	\$	1,664.47	
Disbursements	\$	-	
Balance - December 31, 2012		\$	35,683.44

**Checking Account - M & T Bank**

Balance - November 30, 2012		\$	162,154.27
Receipts	\$	15,967.94	
Disbursements	\$	22,475.94	
Balance - December 31, 2012		\$	155,646.27

**Checking Account - Pennvest - M & T Bank**

Balance - November 30, 2012		\$	11,322.94
Receipts	\$	20,600.00	
Disbursements	\$	10,262.65	
Balance - December 31, 2012		\$	21,660.29

**Investment Account - M & T Bank**

Balance - November 30, 2012		\$	1,319,451.46
Receipts	\$	116.94	
Disbursements	\$	-	
Balance - December 31, 2012		\$	1,319,568.40

**OFFICERS' TIME REPORT – DECEMBER 2012**

	<b>DEC 2012</b>	<b>NOV 2012</b>	<b>DEC 2011</b>	<b>2012 YTD</b>
Regular Hours Worked	933.5	876	1030	12510.5
Overtime	155.5 ( <i>106.5 Reimbursed</i> )	204.5 ( <i>140.5 Reimbursed</i> )	124.5 ( <i>7.5 Reimbursed</i> )	1601.5 ( <i>838 Reimbursed</i> )
<b>Total Hours Worked</b>	<b>1089</b>	<b>1080.5</b>	<b>1154.5</b>	<b>14112</b>
Vacation Hours	174	86	144	780
Comp Hours Used	13	3	1	63.5
Sick Time Used	76.5	20	80	319.5
Personal Time Used	130	78	105	350
<b>Total Hours</b>	<b>393.5</b>	<b>187</b>	<b>330</b>	<b>1513</b>
<b>Officers' Time Accountability</b>				
Patrol	629.5	534.5	567.5	7274.75
Investigative	334.5	385.5	395.5	4701.25
Court	9	18	18	265.5
Community Relations	12	25	12	71
Administrative	70.5	88.5	76.5	965
Training	11.5	12	0	622.5
Office	22	17	85	212
<b>Total Hours</b>	<b>1089</b>	<b>1080.5</b>	<b>1154.5</b>	<b>14112</b>

**MONTHLY VEHICLE REPORT**

<b>VEHICLE</b>	<b>BEGINNING MILEAGE</b>	<b>ENDING MILEAGE</b>	<b>MILES FOR THE MONTH</b>	<b>2012 YTD</b>
3509 2004 Car	157066	158125	1059	17760
3510 2010 Car	48276	49799	1523	18380
3511 2006 Dodge	86390	87239	849	8962
3512 2008 Car	68625	69728	1103	16158
<b>Total Miles</b>			<b>4534</b>	<b>61260</b>

**SPRING TOWNSHIP SUPERVISORS  
MONTHLY ROAD CREW REPORT**

**Municipal Foreman  
Gary Royer**

<b>DATE:</b> <u>January 2013</u>	<b>HOURS:</b>	Regular Hrs:	<u>576</u>
		Overtime Hrs:	<u>103</u>
		Personal Hrs:	<u>8</u>
		Vacation Hrs:	<u>8</u>
		Holiday Hrs:	<u>64</u>
		Sick Hrs:	<u>16</u>

**TOWNSHIP WORK CONSISTED OF:**

Washed trucks, police cars and code car  
Did regular maintenance on trucks, police cars and equipment  
Did water readings and water samples  
Did final water reading for Molly  
Fix bad water meters  
Fix water leak First Ave.  
Fixed road signs damaged  
Clean off storm drains  
Salt roads  
Plow roads

# SPRING TOWNSHIP ZONING REPORT

Dec-12

## PERMIT ACTIVITY

### NUMBER

	<u>MTD</u>	<u>PV YTD</u>	<u>YTD</u>	<u>2011 YTD</u>
ZONING	7	137	144	129
ROAD OCC	1	42	43	33
SIGN	0	10	10	16
HOME OCC	0	0	0	3
SUBDIVISION	<u>1</u>	<u>6</u>	<u>7</u>	<u>8</u>
TOTAL	9	195	204	189

### FEES

ZONING	\$1,432.00	\$19,856.76	\$21,288.76	\$46,589.73
ROAD OCC	\$25	\$2,300	\$2,325	\$2,090
SIGN	\$0	\$585	\$585	\$733
HOME OCC	\$0	\$0	\$0	\$150
SUBDIVISION	\$100	\$2,378	\$2,478	<u>\$9,559</u>
TOTAL	\$1,557	\$25,119.76	\$26,676.76	\$59,121.73

### CONSTRUCTION VALUE

MTD	\$530,200	
PV YTD	<u>\$5,967,138</u>	<u>2011</u>
YTD	\$6,497,338	\$17,565,496.00

### VIOLATION REPORT

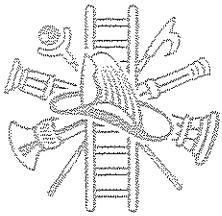
	<u>VIOLATIONS</u>	<u>CITATIONS</u>
MTD	3	2
PV YTD	<u>77</u>	<u>6</u>
TOTAL	80	8

### HOURS

REGULAR	144
HOLIDAY	24
VACATION	0
FUNERAL	<u>0</u>
TOTAL	168

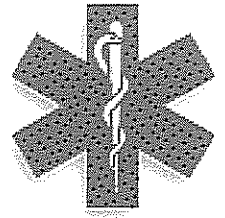
### MILEAGE

MTD	657	ODOMETER	102,434
YTD	8,302		



# Pleasant Gap Fire Company No. 1 Fire Rescue EMS

475 Robinson Lane Pleasant Gap Pa. 16823  
Phone (814)359-2102 Fax (814)359-4110



## December 2012 Fire Report

### Type of Incident

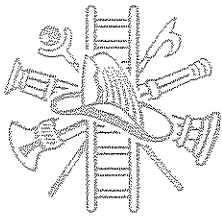
Brush / Woods Fire	0
Cave Rescue	0
Chief's Call	0
Controlled Burn	0
Fire Simulation	0
Fire Police	2
Fuel Spill	0
Good Intention Call / No Fire	0
Hazardous Condition	0
Hazardous Material	0
Medical Assist	0
Mutual Aid	9
MVA Extrication	0
MVA Scene Control / Lighting	2
Specialize Rescue	0
Outside Fire	0
Pole Fire / Power Lines Down	0
Public Service Call	0
Smoke / Gas Investigation	1
Standby In Quarters	0
Structure Fire	0
System Malfunction / No Fire	0
Transfer	0
Vehicle Fire	0

**Total Calls 14**  
**Total Man-Hours 86.50**


### *Prevention & Training*

**Total Man-Hours**

**40**



**Pleasant Gap Fire Co. No. 1**  
**Fire Rescue EMS**  
*475 Robinson Lane Pleasant Gap Pa. 16823*  
*Phone (814)359-2102 Fax (814)359-4110*



**2012 - YEAR END REPORT**

<u>TYPE OF INCIDENT</u>	<u># OF CALLS</u>	<u>SPRING TWP.</u>
AUTOMATIC FIRE ALARM	5	4
BRUSH / WOODS FIRE	2	1
CHIEFS CALL	5	4
FIRE SIMULATION	0	0
FIRE POLICE	3	3
GOOD INTENTION CALL / NO FIRE	0	0
HAZARDOUS CONDITION	7	6
MEDICAL ASSIST	10	4
MUTUAL AID	88	7
MVA EXTRICATION	2	2
MVA SCENE CONTROL / LIGHTING	12	11
OUTSIDE FIRE	2	2
POLE FRIE / POWER LINES DOWN	2	2
PUBLIC SERVICE CALL	3	3
SPECIALIZE RESCUE	1	0
SMOKE / GAS INVESTIGATION	4	4
STANDBY IN QUARTERS	2	2
STRUCTURE FIRE	6	5
TRANSFER	8	0
VEHICLE FIRE	1	2
WEATHER EMERGENCY	0	0

**TOTAL CALLS 162**

<u>MUNICIPALITY</u>	<u>#OF CALLS</u>	<u>MAN HRS.</u>
BELLEFONTE	20	372.0
BENNER TWP.	30	137.7
CENTRE HALL / POTTER TWP.	6	62.2
COLLEGE TWP.	6	31.1
MILESBURG / BOGG TWP.	4	56.4
SPRING TWP.	62	661.7
STATE COLLEGE	7	171.3
WALKER TWP.	8	329.0
OTHER	19	331.5

**TOTAL MAN HOURS 2152.9**