

**SPRING TOWNSHIP SUPERVISORS
 TREASURER'S REPORT
 NOVEMBER 5, 2018
 SEPTEMBER 30, 2018 - OCTOBER 31, 2018**

Township Checking Account:

Balance - September 30, 2018		\$	1,498,562.51
Receipts	\$	211,784.50	
Disbursements	\$	353,150.07	
Balance - October 31, 2018		\$	1,357,196.94

State Fund Checking Account:

Balance - September 30, 2018		\$	301,025.65
Receipts	\$	7.17	
Disbursements	\$	50,128.28	
Balance - October 31, 2018		\$	250,904.54

Street Light Account:

Balance - September 30, 2018		\$	104,266.14
Receipts	\$	225.65	
Disbursements	\$	1,576.48	
Balance - October 31, 2018		\$	102,915.31

Spring Township Payroll Account:

Balance - September 30, 2018		\$	216.78
Receipts	\$	76,085.23	
Disbursements	\$	74,753.45	
Balance - October 31, 2018		\$	1,548.56

P.S.E.C.U. Accounts:

Balance - September 30, 2018		\$	156,775.89
Receipts	\$	588.31	
Disbursements	\$	-	
Balance - October 31, 2018		\$	157,364.20

Ameri Serv:

Balance - September 30, 2018		\$	133,212.89
Receipts	\$	109.49	
Disbursements	\$	-	
Balance - October 31, 2018		\$	133,322.38

Spring Township Park Fund:

Balance - September 30, 2018			\$	55,000.00
Receipts	\$	-		
Disbursements	\$	-		
Balance - October 31, 2018			\$	55,000.00

SPRING TOWNSHIP WATER AUTHORITY
TREASURER'S REPORTS
NOVEMBER 5, 2018
SEPTEMBER 30, 2018 - OCTOBER 31, 2018

Money Market - M & T Bank/Conn.Fee Acct.

Balance - September 30, 2018		\$	130,541.30
Receipts	\$	2,010.00	
Disbursements	\$	-	
Balance - October 31, 2018		\$	132,551.30

Checking Account - M & T Bank

Balance - September 30, 2018		\$	106,897.83
Receipts	\$	117,786.59	
Disbursements	\$	144,645.58	
Balance - October 31, 2018		\$	80,038.84

Checking Account - Loan Pmts. - M & T Bank

Balance - September 30, 2018		\$	5,661.69
Receipts	\$	37,000.00	
Disbursements	\$	18,498.70	
Balance - October 31, 2018		\$	24,162.99

Investment Account - M & T Bank

Balance - September 30, 2018		\$	1,365,493.60
Receipts	\$	91.35	
Disbursements	\$	58,601.24	
Balance - October 31, 2018		\$	1,306,983.71

OFFICERS' TIME REPORT – OCTOBER 2018

	OCT 2018	SEPT 2018	OCT 2017	2018 YTD
Regular Hours Worked	1473.5	1194.5	1240	12460.5
Overtime	380 (338.5 <i>Reimbursed</i>)	212 (173.5 <i>Reimbursed</i>)	282 (223 <i>Reimbursed</i>)	1592.5 (1220 <i>Reimbursed</i>)
Total Hours Worked	1853.5	1406.5	1522	14053
Vacation Hours	30	37.5	6	424
Comp Hours Used	0	3	0	27
Sick Time Used	1.5	10	24.5	570.5
Personal Time Used	10	3	13.5	155.5
Total Hours	41.5	53.5	44	1177
Officers' Time Accountability				
Patrol	1160.5	755	836	7614.5
Investigative	389	377.5	418	3449.5
Court	27	22	26	291
Community Relations	15	20	8	120
Administrative	50	48	46	554
Training	3	10	14	638
Office	25	30	29	308
SRO	184	144	145	1078
Total Hours	1853.5	1406.5	1522	14053

MONTHLY VEHICLE REPORT

VEHICLE	BEGINNING MILEAGE	ENDING MILEAGE	MILES FOR THE MONTH	2018 YTD
3509 2013 Car	109944	112191	2247	21344
3510 2010 Car	141761	142282	521	2318
3511 2016 Ford	36324	37393	1069	8907
3512 2017 Ford	27826	30073	2247	22478
3514 2015 Car	65803	68529	2726	16226
Total Miles			8810	71273

**SPRING TOWNSHIP SUPERVISORS
MONTHLY ROAD CREW REPORT**

**Municipal Foreman
Gary Royer**

DATE: <u>November 2018</u>	HOURS:	Regular Hrs:	<u>638</u>
		Overtime Hrs:	<u>0</u>
		Personal Hrs:	<u>2</u>
		Vacation Hrs:	<u>68</u>
		Holiday Hrs:	<u>0</u>
		Sick Hrs:	<u>0</u>

TOWNSHIP WORK CONSISTED OF:

Washed trucks, police cars and code car
Did regular maintenance on trucks, police cars and equipment
Fix bad water meters
Read water meters
Fixed road signs damaged
Clean off storm drains
Patch holes in roads
Mow grass
Mow berms
Pick up brush
Stone Berms.
Pave patch on yarnell Ln.
Clean out drain Lingwood.
Pick up leaves.

SPRING TOWNSHIP ZONING REPORT

Oct-18

PERMIT ACTIVITY

NUMBER

	<u>MTD</u>	<u>PV YTD</u>	<u>YTD</u>	<u>2017 YTD</u>
ZONING	18	157	175	127
ROAD OCC	11	80	91	38
SIGN	1	10	11	13
HOME OCC	0	2	2	0
SUBDIVISION	<u>1</u>	<u>11</u>	<u>12</u>	<u>13</u>
TOTAL	31	260	291	191

FEES

ZONING	\$4,754.00	\$42,029.32	\$46,783.32	\$34,938.56
ROAD OCC	\$1,770	\$4,694	\$6,464	\$4,470
SIGN	\$35	\$365	\$400	\$490
HOME OCC	\$0	\$100	\$100	\$0
SUBDIVISION	\$150	\$4,168	\$4,318	<u>\$3,851</u>
TOTAL	\$6,709	\$51,356.32	\$58,065.32	\$43,749.56

CONSTRUCTION VALUE

MTD	\$1,846,908	
PV YTD	<u>\$16,805,845</u>	<u>2017</u>
YTD	\$18,652,753	\$14,491,123.00

VIOLATION REPORT


	<u>VIOLATIONS</u>	<u>CITATIONS</u>
MTD	11	0
PV YTD	<u>103</u>	<u>15</u>
TOTAL	114	15

HOURS

REGULAR	176
HOLIDAY	0
VACATION	8
FUNERAL	<u>0</u>
TOTAL	184


MILEAGE

MTD	839	ODOMETER	37,367
YTD	8038		



Pleasant Gap Fire Company No. 1 Fire Rescue EMS

475 Robinson Lane Pleasant Gap Pa. 16823
Phone (814)359-2102 Fax (814)359-4110



September 2018 Fire Report

Type of Incident

Brush / Woods Fire	0
Cave Rescue	0
Chief's Call	0
Controlled Burn	0
Error in dispatch	0
Fire Simulation	0
Fire Police	0
Fuel Spill	0
Good Intention Call / No Fire	0
Hazardous Condition	0
Hazardous Material	0
Medical Assist	2
Mutual Aid	8
MVA Extrication	0
MVA Scene Control / Lighting	3
Specialize Rescue	0
Outside Fire	0
Pole Fire / Power Lines Down	0
Public Service Call	1
Smoke / Gas Investigation	1
Standby In Quarters	0
Structure Fire	0
System Malfunction / No Fire	7
Transfer	3
Vehicle Fire	1

Total Calls 26

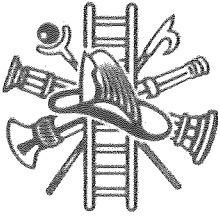
Total Personnel Hours 194.5

Prevention & Training – 120 Hours

Rope and Rigging Review, FFII Prep, Career on Wheels


Submitted by:

**Lou Brungard, MBA
Fire Chief, Pleasant Gap Fire Company**



Pleasant Gap Fire Company No. 1 Fire Rescue EMS

475 Robinson Lane Pleasant Gap Pa. 16823
Phone (814)359-2102 Fax (814)359-4110



October 2018 Fire Report

Type of Incident

Brush / Woods Fire	0
Cave Rescue	1
Chief's Call	0
Controlled Burn	0
Error in dispatch	0
Fire Simulation	0
Fire Police	1
Fuel Spill	0
Good Intention Call / No Fire	0
Hazardous Condition	0
Hazardous Material	0
Medical Assist	2
Mutual Aid	5
MVA Extrication	0
MVA Scene Control / Lighting	1
Specialize Rescue	0
Outside Fire	0
Pole Fire / Power Lines Down	0
Public Service Call	2
Smoke / Gas Investigation	0
Standby In Quarters	0
Structure Fire	0
System Malfunction / No Fire	2
Transfer	0
Vehicle Fire	0
Total Calls	14
Total Personnel Hours	172.14

Prevention & Training – 120 Hours

Driver training (EVDT), Apparatus and Equipment Inspections, Pump operations practice

Submitted by:

Lou Brungard, MBA
Fire Chief, Pleasant Gap Fire Company