

SPRING TOWNSHIP SUPERVISORS
 TREASURER'S REPORT
 AUGUST 3, 2015
 JUNE 30, 2015 - JULY 31, 2015

Township Checking Account:

Balance - June 30, 2015		\$	882,227.50
Receipts	\$	94,940.90	
Disbursements	\$	298,053.63	
Balance - July 31, 2015		\$	679,114.77

State Fund Checking Account:

Balance - June 30, 2015		\$	169,053.83
Receipts	\$	3.78	
Disbursements	\$	4,776.21	
Balance - July 31, 2015		\$	164,281.40

Street Light Account:

Balance - June 30, 2015		\$	75,815.25
Receipts	\$	1,828.00	
Disbursements	\$	3,209.99	
Balance - July 31, 2015		\$	74,433.26

Spring Township Payroll Account:

Balance - June 30, 2015		\$	144.34
Receipts	\$	58,937.65	
Disbursements	\$	58,937.65	
Balance - July 31, 2015		\$	144.34

P.S.E.C.U. Accounts:

Balance - June 30, 2015		\$	151,758.08
Receipts	\$	283.64	
Disbursements	\$	-	
Balance - July 31, 2015		\$	152,041.72

SPRING TOWNSHIP WATER AUTHORITY
TREASURER'S REPORTS
AUGUST 3, 2015
JUNE 30, 2015 - JULY 31, 2015

Money Market - M & T Bank/Conn.Fee Acct.

Balance - June 30, 2015		\$	52,351.83
Receipts	\$	2.15	
Disbursements	\$	-	
Balance - July 31, 2015		\$	52,353.98

Checking Account - M & T Bank

Balance - June 30, 2015		\$	265,401.95
Receipts	\$	26,839.14	
Disbursements	\$	31,600.51	
Balance - July 31, 2015		\$	260,640.58

Checking Account - Pennvest - M & T Bank

Balance - June 30, 2015		\$	12,480.79
Receipts	\$	20,600.00	
Disbursements	\$	10,262.65	
Balance - July 31, 2015		\$	22,818.14

Investment Account - M & T Bank

Balance - June 30, 2015		\$	1,331,633.35
Receipts	\$	1,504.63	
Disbursements	\$	-	
Balance - July 31, 2015		\$	1,333,137.98

**SPRING TOWNSHIP SUPERVISORS
MONTHLY ROAD CREW REPORT**

**Municipal Foreman
Gary Royer**

DATE: <u>August 2015</u>	HOURS:	Regular Hrs:	<u>629</u>
		Overtime Hrs:	<u>11</u>
		Personal Hrs:	<u>0</u>
		Vacation Hrs:	<u>64</u>
		Holiday Hrs:	<u>32</u>
		Sick Hrs:	<u>11</u>

TOWNSHIP WORK CONSISTED OF:

Washed trucks, police cars and code car
Did regular maintenance on trucks, police cars and equipment
Did water readings and water samples
Did final water reading for Molly
Fix bad water meters
Read water meters
Fixed road signs damaged
Replace 53 faded road signs
Clean off storm drains
Mow grass
Mow berms
Cut trees from storms
Spray berms for weeds

OFFICERS' TIME REPORT – JULY 2015

**As of 7/30/15*

	JULY 2015	JUNE 2015	JULY 2014	2015 YTD
Regular Hours Worked	1220	1238	1169	8691
Overtime	97 (85 <i>Reimbursed</i>)	117 (67 <i>Reimbursed</i>)	128.5 (72 <i>Reimbursed</i>)	543.5 (301.5 <i>Reimbursed</i>)
Total Hours Worked	1317	1355	1297.5	9234.5
Vacation Hours	51	87.5	155	262
Comp Hours Used	0	0	.5	15.5
Sick Time Used	12	1	1	181.5
Personal Time Used	32	62	13	170.5
Total Hours	95	150.5	169.5	629.5
Officers' Time Accountability				
Patrol	795	695	734.5	4669.5
Investigative	415	488.5	458	2945.5
Court	15	18	32	138
Community Relations	8	1	5	37
Administrative	27	40	30	261
Training	40	32	23	476
Office	17	19.5	15	125.5
SRO	0	61	0	582
Total Hours	1317	1355	1297.5	9234.5

MONTHLY VEHICLE REPORT

VEHICLE	BEGINNING MILEAGE	ENDING MILEAGE	MILES FOR THE MONTH	2015 YTD
3509 2013 Car	40289	41675	1386	9279
3510 2010 Car	101333	102709	1376	8019
3511 2006 Dodge	103983	104032	49	3095
3512 2008 Car	124829	126837	2008	10501
3514 2015 Car	9371	10985	1614	10885
Total Miles			6433	41779

**SPRING TOWNSHIP SUPERVISORS
MONTHLY ROAD CREW REPORT**

**Municipal Foreman
Gary Royer**

DATE: <u>August 2015</u>	HOURS:	Regular Hrs:	<u>629</u>
		Overtime Hrs:	<u>11</u>
		Personal Hrs:	<u>0</u>
		Vacation Hrs:	<u>64</u>
		Holiday Hrs:	<u>32</u>
		Sick Hrs:	<u>11</u>

TOWNSHIP WORK CONSISTED OF:

Washed trucks, police cars and code car
Did regular maintenance on trucks, police cars and equipment
Did water readings and water samples
Did final water reading for Molly
Fix bad water meters
Read water meters
Fixed road signs damaged
Replace 53 faded road signs
Clean off storm drains
Mow grass
Mow berms
Cut trees from storms
Spray berms for weeds

SPRING TOWNSHIP ZONING REPORT

Jul-15

PERMIT ACTIVITY

	<u>NUMBER</u>			
	<u>MTD</u>	<u>PV YTD</u>	<u>YTD</u>	<u>2014 YTD</u>
ZONING	10	49	59	0
ROAD OCC	3	13	16	0
SIGN	0	7	7	0
HOME OCC	0	1	1	0
SUBDIVISION	<u>1</u>	<u>9</u>	<u>10</u>	<u>0</u>
TOTAL	14	79	93	0

FEES

ZONING	\$972.50	\$6,163.50	\$7,136.00	\$11,445.30
ROAD OCC	\$165	\$505	\$670	\$1,075
SIGN	\$0	\$245	\$245	\$541
HOME OCC	\$0	\$50	\$50	\$0
SUBDIVISION	\$100	\$5,934	\$6,034	<u>\$1,808</u>
TOTAL	\$1,238	\$12,897.50	\$14,135.00	\$14,869.30

CONSTRUCTION VALUE

MTD	\$316,500	
PV YTD	<u>\$2,144,534</u>	<u>2014</u>
YTD	\$2,461,034	\$4,006,992.00

VIOLATION REPORT

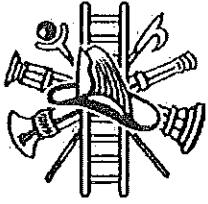
	<u>VIOLATIONS</u>	<u>CITATIONS</u>
MTD	14	1
PV YTD	<u>68</u>	<u>5</u>
TOTAL	82	6

HOURS

REGULAR	176
HOLIDAY	0
VACATION	0
FUNERAL	<u>0</u>
TOTAL	176

MILEAGE

MTD	720	ODOMETER	8,374
YTD	5,052		




Pleasant Gap Fire Company No. 1

Fire Rescue EMS

475 Robinson Lane Pleasant Gap Pa. 16823

Phone (814)359-2102 Fax (814)359-4110

July 2015 Fire Report



Type of Incident

Brush / Woods Fire	0
Cave Rescue	0
Chief's Call	0
Controlled Burn	0
Error in dispatch	0
Fire Simulation	0
Fire Police	0
Fuel Spill	0
Good Intention Call / No Fire	0
Hazardous Condition	0
Hazardous Material	0
Medical Assist	0
Mutual Aid	9
MVA Extrication	0
MVA Scene Control / Lighting	3
Specialize Rescue	0
Outside Fire	0
Pole Fire / Power Lines Down	0
Public Service Call	0
Smoke / Gas Investigation	0
Standby In Quarters	0
Structure Fire	0
System Malfunction / No Fire	5
Transfer	1
Vehicle Fire	0


Total Calls 18

Total Personnel Hours 99.92

Prevention & Training

Carnival - 1072 Hours

Submitted by:



Lou Brungard, MBA

Fire Chief, Pleasant Gap Fire Company