

SPRING TOWNSHIP SUPERVISORS
 TREASURER'S REPORT
 FEBRUARY 6, 2017
 DECEMBER 31, 2016 - JANUARY 31, 2017

Township Checking Account:

Balance - December 31, 2016		\$	786,097.74
Receipts	\$	114,725.77	
Disbursements	\$	277,724.43	
Balance - January 31, 2017		\$	623,099.08

State Fund Checking Account:

Balance - December 31, 2016		\$	143,881.84
Receipts	\$	3.33	
Disbursements	\$	71,969.68	
Balance - January 31, 2017		\$	71,915.49

Street Light Account:

Balance - December 31, 2016		\$	63,950.64
Receipts	\$	1,242.70	
Disbursements	\$	3,107.39	
Balance - January 31, 2017		\$	62,085.95

Spring Township Payroll Account:

Balance - December 31, 2016		\$	554.80
Receipts	\$	61,056.60	
Disbursements	\$	61,056.60	
Balance - January 31, 2017		\$	554.80

P.S.E.C.U. Accounts:

Balance - December 31, 2016		\$	153,539.24
Receipts	\$	290.04	
Disbursements	\$	-	
Balance - January 31, 2017		\$	153,829.28

Ameri Serv:

Balance - December 31, 2016		\$	130,902.32
Receipts	\$	110.87	
Disbursements	\$	-	
Balance - January 31, 2017		\$	131,013.19

SPRING TOWNSHIP WATER AUTHORITY
TREASURER'S REPORTS
FEBRUARY 6, 2017
DECEMBER 31, 2016 - JANUARY 31, 2107

Money Market - M & T Bank/Conn.Fee Acct.

Balance - December 31, 2016		\$	97,099.15
Receipts	\$	4.22	
Disbursements	\$	-	
Balance - January 31, 2017		\$	97,103.37

Checking Account - M & T Bank

Balance - December 31, 2016		\$	105,920.71
Receipts	\$	23,915.02	
Disbursements	\$	48,803.81	
Balance - January 31, 2017		\$	81,031.92

Checking Account - Pennvest - M & T Bank

Balance - December 31, 2016		\$	13,153.09
Receipts	\$	20,600.00	
Disbursements	\$	20,525.30	
Balance - January 31, 2017		\$	13,227.79

Investment Account - M & T Bank

Balance - December 31, 2016		\$	1,337,022.34
Receipts	\$	-	
Disbursements	\$	2,608.37	
Balance - Janaury 31, 2017		\$	1,334,413.97

OFFICERS' TIME REPORT – JANUARY 2017

	JAN 2017	DEC 2016	JAN 2016	2017 YTD
Regular Hours Worked	1392	1166	1129	1392
Overtime	18.5	31.5 (<i>4 Reimbursed</i>)	55.5	18.5
Total Hours Worked	1410.5	1197.5	1184.5	1410.5
Vacation Hours	18.5	134	23	18.5
Comp Hours Used	5	3	3	5
Sick Time Used	1	13	13	1
Personal Time Used	10	45.5	30	10
Total Hours	34.5	195.5	69	34.5
Officers' Time Accountability				
Patrol	663	635	535.5	663
Investigative	332.5	320.5	350	332.5
Court	25	22	47	25
Community Relations	74	7	2	74
Administrative	37	46	37	37
Training	114	25	64	114
Office	25	30	23	25
SRO	140	112	126	140
Total Hours	1410.5	1197.5	1184.5	1410.5

MONTHLY VEHICLE REPORT

VEHICLE	BEGINNING MILEAGE	ENDING MILEAGE	MILES FOR THE MONTH	2017 YTD
3509 2013 Car	67812	70006	2194	2194
3510 2010 Car	128018	129524	1506	1506
3511 2016 Ford	10715	12684	1969	1969
3512 2008 Car	143475	143859	384	384
3514 2015 Car	34317	35783	1466	1466
Total Miles			7519	7519

**SPRING TOWNSHIP SUPERVISORS
MONTHLY ROAD CREW REPORT**

**Municipal Foreman
Gary Royer**

DATE: <u>February 2017</u>	HOURS:	Regular Hrs:	<u>688</u>
		Overtime Hrs:	<u>93</u>
		Personal Hrs:	<u>0</u>
		Vacation Hrs:	<u>8</u>
		Holiday Hrs:	<u>32</u>
		Sick Hrs:	<u>8</u>

TOWNSHIP WORK CONSISTED OF:

Washed trucks, police cars and code car
Did regular maintenance on trucks, police cars and equipment
Did water readings and water samples
Did final water reading for Molly
Fix bad water meters
Fixed road signs damaged
Clean off storm drains
Trim Tree's
Salt and plow roads
Fix pot hole in Roads with 2 ton cold patch
Fix water leak Norman Ave.

SPRING TOWNSHIP ZONING REPORT

Jan-17

PERMIT ACTIVITY

	<u>NUMBER</u>			
	<u>MTD</u>	<u>PV YTD</u>	<u>YTD</u>	<u>2015 YTD</u>
ZONING	5	0	5	7
ROAD OCC	7	0	7	3
SIGN	1	0	1	1
HOME OCC	0	0	0	0
SUBDIVISION	<u>0</u>	<u>0</u>	<u>0</u>	<u>2</u>
TOTAL	13	0	13	13

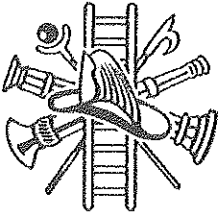
	<u>FEES</u>			
ZONING	\$1,935.00	\$0.00	\$1,935.00	\$14,287.50
ROAD OCC	\$3,205	\$0	\$3,205	\$75
SIGN	\$35	\$0	\$35	\$35
HOME OCC	\$0	\$0	\$0	\$0
SUBDIVISION	\$0	\$0	\$0	<u>\$242</u>
TOTAL	\$5,175	\$0.00	\$5,175.00	\$14,639.50

	<u>CONSTRUCTION VALUE</u>		<u>2015</u>
MTD	\$760,100		
PV YTD	<u>\$0</u>		
YTD	\$760,100		\$5,705,009.00

	<u>VIOLATIONS</u>	<u>CITATIONS</u>
MTD	4	0
PV YTD	<u>0</u>	<u>0</u>
TOTAL	4	0


	<u>HOURS</u>
REGULAR	163
HOLIDAY	8
VACATION	5
FUNERAL	<u>0</u>
TOTAL	176

	<u>MILEAGE</u>	<u>ODOMETER</u>
MTD	777	21,412
YTD	777	



Pleasant Gap Fire Company No. 1 Fire Rescue EMS

475 Robinson Lane Pleasant Gap Pa. 16823
Phone (814)359-2102 Fax (814)359-4110



December 2016 Fire Report

Type of Incident

Brush / Woods Fire	0
Cave Rescue	0
Chief's Call	1
Controlled Burn	0
Error in dispatch	0
Fire Simulation	0
Fire Police	1
Fuel Spill	0
Good Intention Call / No Fire	0
Hazardous Condition	0
Hazardous Material	0
Medical Assist	3
Mutual Aid	12
MVA Extrication	0
MVA Scene Control / Lighting	4
Specialize Rescue	0
Outside Fire	0
Pole Fire / Power Lines Down	0
Public Service Call	0
Smoke / Gas Investigation	0
Standby In Quarters	0
Structure Fire	0
System Malfunction / No Fire	3
Transfer	2
Vehicle Fire	0

Total Calls 26

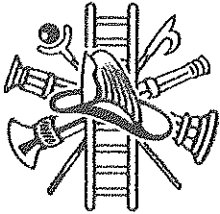
Total Personnel Hours 152

Prevention & Training – 64 Hours

Entry Level Interior Firefighting, Equipment Inspections

Submitted by:


**Lou Brungard, MBA
Fire Chief, Pleasant Gap Fire Company**



Pleasant Gap Fire Company No. 1

Fire Rescue EMS

475 Robinson Lane Pleasant Gap Pa. 16823
Phone (814)359-2102 Fax (814)359-4110



January 2017 Fire Report

Type of Incident

Brush / Woods Fire	0
Cave Rescue	0
Chief's Call	0
Controlled Burn	0
Error in dispatch	0
Fire Simulation	0
Fire Police	3
Fuel Spill	0
Good Intention Call / No Fire	0
Hazardous Condition	0
Hazardous Material	0
Medical Assist	1
Mutual Aid	12
MVA Extrication	0
MVA Scene Control / Lighting	2
Specialize Rescue	0
Outside Fire	0
Pole Fire / Power Lines Down	0
Public Service Call	0
Smoke / Gas Investigation	1
Standby In Quarters	0
Structure Fire	0
System Malfunction / No Fire	1
Transfer	0
Vehicle Fire	0

Total Calls 20

Total Personnel Hours 132.17

Prevention & Training – 194 Hours

Annual Haz Mat refresher, Apparatus and Equipment inspections and maintenance

Submitted by:

Lou Brungard, MBA
Fire Chief, Pleasant Gap Fire Company