

**SPRING TOWNSHIP SUPERVISORS**  
**TREASURER'S REPORT**  
**MARCH 5, 2018**  
**JANUARY 31, 2018 - FEBRUARY 28, 2018**

**Township Checking Account:**

Balance - January 31, 2018		\$	1,129,143.22
Receipts	\$	196,635.49	
Disbursements	\$	182,960.91	
Balance - February 28, 2018		\$	1,142,817.80

**State Fund Checking Account:**

Balance - January 31, 2018		\$	158,012.63
Receipts	\$	3.67	
Disbursements	\$	13,777.67	
Balance - February 28, 2018		\$	144,238.63

**Street Light Account:**

Balance - January 31, 2018		\$	70,333.62
Receipts	\$	1.60	
Disbursements	\$	46.49	
Balance - February 28, 2018		\$	70,288.73

**Spring Township Payroll Account:**

Balance - January 31, 2018		\$	189.56
Receipts	\$	67,774.00	
Disbursements	\$	67,746.78	
Balance - February 28, 2018		\$	216.78

**P.S.E.C.U. Accounts:**

Balance - January 31, 2018		\$	155,571.49
Receipts	\$	-	
Disbursements	\$	-	
Balance - February 28, 2018		\$	155,571.49

**Ameri Serv:**

Balance - January 31, 2018		\$	132,329.34
Receipts	\$	112.39	
Disbursements	\$	-	
Balance - February 28, 2018		\$	132,441.73

**SPRING TOWNSHIP WATER AUTHORITY**  
**TREASURER'S REPORTS**  
**MARCH 5, 2018**  
**JANUARY 31, 2018 - FEBRUARY 28, 2018**

**Money Market - M & T Bank/Conn.Fee Acct.**

Balance - January 31, 2018		\$	103,362.05
Receipts	\$	2,015.09	
Disbursements	\$	-	
Balance - February 28, 2018		\$	105,377.14

**Checking Account - M & T Bank**

Balance - January 31, 2018		\$	117,550.06
Receipts	\$	73,597.26	
Disbursements	\$	1,216.03	
Balance - February 28, 2018		\$	189,931.29

**Checking Account - Loan Pmts. - M & T Bank**

Balance - January 31, 2018		\$	23,952.59
Receipts	\$	-	
Disbursements	\$	18,498.70	
Balance - February 28, 2018		\$	5,453.89

**Investment Account - M & T Bank**

Balance - January 31, 2018		\$	2,436,458.80
Receipts	\$	-	
Disbursements	\$	6,363.31	
Balance - February 28, 2018		\$	2,430,095.49

**OFFICERS' TIME REPORT – FEBRUARY 2018**

	<b>FEBRUARY 2018</b>	<b>JANUARY 2018</b>	<b>FEBRUARY 2017</b>	<b>2018 YTD</b>
Regular Hours Worked	1130	1287.5	1306	2417.5
Overtime	90.5 (20.5 <i>Reimbursed</i> )	54.5 (23 <i>Reimbursed</i> )	15 (5 <i>Reimbursed</i> )	145 (43.5 <i>Reimbursed</i> )
<b>Total Hours Worked</b>	1220.5	1342	1321	2562.5
Vacation Hours	30	14	0	44
Comp Hours Used	0	7	2	7
Sick Time Used	172	168	4	340
Personal Time Used	0	12.5	0	12.5
<b>Total Hours</b>	202	201.5	6	403.5
<b>Officers' Time Accountability</b>				
Patrol	603.5	626.5	662.5	1230
Investigative	276	313.5	347	589.5
Court	25	24	22	49
Community Relations	8	3	0	11
Administrative	56	52	44	108
Training	90	125	74	215
Office	25	32	27.5	57
SRO	137	166	144	303
<b>Total Hours</b>	1220.5	1342	1321	2562.5

**MONTHLY VEHICLE REPORT**

<b>VEHICLE</b>	<b>BEGINNING MILEAGE</b>	<b>ENDING MILEAGE</b>	<b>MILES FOR THE MONTH</b>	<b>2017 YTD</b>
3509 2013 Car	92593	94506	1913	3659
3510 2010 Car	140193	140331	138	367
3511 2016 Ford	28575	29324	749	838
3512 2017 Ford	9864	11252	1388	3657
3514 2015 Car	53442	55069	1627	2766
<b>Total Miles</b>			5815	11287

**SPRING TOWNSHIP SUPERVISORS  
MONTHLY ROAD CREW REPORT**

**Municipal Foreman  
Gary Royer**

<b>DATE:</b> <u>March 2018</u>	<b>HOURS:</b>	Regular Hrs:	<u>608</u>
		Overtime Hrs:	<u>58</u>
		Personal Hrs:	<u>0</u>
		Vacation Hrs:	<u>0</u>
		Holiday Hrs:	<u>32</u>
		Sick Hrs:	<u>0</u>

**TOWNSHIP WORK CONSISTED OF:**

Washed trucks, police cars and code car  
Did regular maintenance on trucks, police cars and equipment  
Did water readings and water samples  
Did final water reading for Molly  
Fix bad water meters  
Fixed road signs damaged  
Clean off storm drains  
Plow and Salt roads  
Put meter pit at Twp. Building  
Stone berms washed out  
Fix pot hole Blackhawk Rd.  
Pick up garbage along Roads  
Cut tree's down on Roopsburg Rd.

# SPRING TOWNSHIP ZONING REPORT

Feb-18

## PERMIT ACTIVITY

	<u>NUMBER</u>			
	<u>MTD</u>	<u>PV YTD</u>	<u>YTD</u>	<u>2017 YTD</u>
ZONING	5	10	15	9
ROAD OCC	3	4	7	8
SIGN	2	2	4	4
HOME OCC	0	0	0	0
SUBDIVISION	<u>0</u>	<u>2</u>	<u>2</u>	<u>1</u>
TOTAL	10	18	28	22

## FEES

ZONING	\$1,150.00	\$2,725.00	\$3,875.00	\$2,847.50
ROAD OCC	\$120	\$100	\$220	\$3,230
SIGN	\$70	\$85	\$155	\$140
HOME OCC	\$0	\$0	\$0	\$0
SUBDIVISION	\$0	\$1,000	\$1,000	\$555
TOTAL	\$1,340	\$3,910.00	\$5,250.00	\$6,772.50

## CONSTRUCTION VALUE

MTD	\$448,000	
PV YTD	<u>\$1,064,757</u>	<u>2017</u>
YTD	\$1,512,757	\$760,100.00

## VIOLATION REPORT

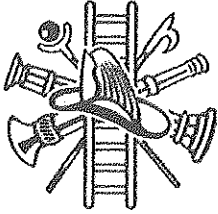
	<u>VIOLATIONS</u>	<u>CITATIONS</u>
MTD	1	0
PV YTD	<u>4</u>	<u>1</u>
TOTAL	5	1

## HOURS

REGULAR	152
HOLIDAY	8
VACATION	0
FUNERAL	<u>0</u>
TOTAL	160


## MILEAGE

MTD	952	ODOMETER	31,108
YTD	1779		



# Pleasant Gap Fire Company No. 1 Fire Rescue EMS

475 Robinson Lane Pleasant Gap Pa. 16823  
Phone (814)359-2102 Fax (814)359-4110



## January 2018 Fire Report

### Type of Incident

Brush / Woods Fire	0
Cave Rescue	0
Chief's Call	0
Controlled Burn	0
Error in dispatch	0
Fire Simulation	0
Fire Police	0
Fuel Spill	0
Good Intention Call / No Fire	0
Hazardous Condition	0
Hazardous Material	0
Medical Assist	2
Mutual Aid	6
MVA Extrication	0
MVA Scene Control / Lighting	4
Specialize Rescue	0
Outside Fire	0
Pole Fire / Power Lines Down	0
Public Service Call	0
Smoke / Gas Investigation	2
Standby In Quarters	0
Structure Fire	0
System Malfunction / No Fire	4
Transfer	1
Vehicle Fire	0

**Total Calls 19**

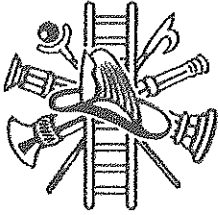
**Total Personnel Hours 137.05**

### **Prevention & Training – 184 Hours**

Annual HazMat refresher, Apparatus and Equipment Inspections

### **Submitted by:**

**Lou Brungard, MBA**  
**Fire Chief, Pleasant Gap Fire Company**



# Pleasant Gap Fire Company No. 1

## Fire Rescue EMS

475 Robinson Lane Pleasant Gap Pa. 16823  
Phone (814)359-2102 Fax (814)359-4110



### February 2018 Fire Report

#### Type of Incident

Brush / Woods Fire	0
Cave Rescue	0
Chief's Call	0
Controlled Burn	0
Error in dispatch	0
Fire Simulation	0
Fire Police	1
Fuel Spill	0
Good Intention Call / No Fire	0
Hazardous Condition	1
Hazardous Material	0
Medical Assist	2
Mutual Aid	7
MVA Extrication	0
MVA Scene Control / Lighting	1
Specialize Rescue	0
Outside Fire	0
Pole Fire / Power Lines Down	0
Public Service Call	0
Smoke / Gas Investigation	1
Standby In Quarters	0
Structure Fire	0
System Malfunction / No Fire	2
Transfer	1
Vehicle Fire	0

**Total Calls 16**

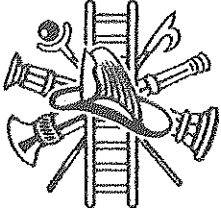
**Total Personnel Hours 78.35**

#### **Prevention & Training – 187.5 Hours**

Ice Rescue Training and Drill, Ladder Drills, and Equipment Inspections

**Submitted by:**

**Lou Brungard, MBA**  
**Fire Chief, Pleasant Gap Fire Company**



# **Pleasant Gap Fire Company No. 1**

## **Fire Rescue EMS**

475 Robinson Lane Pleasant Gap Pa. 16823  
Phone (814)359-2102 Fax (814)359-4110




### **2017 Accomplishments**

- 1) **New Special Unit**
- 2) **Over \$37,000 of tackle, PPE, other items for technical / water rescue from the Task Force**
- 3) **Over \$14,000 state grant funding**
- 4) **Second professional development weekend, focusing on industry trends, new information and compliance requirements**
- 5) **Achieved Voluntary Rescue Service Recognition through the State Joint Rescue Program**
- 6) **Maintained operations under budget for the year**
- 7) **Participating with Nittany Valley Joint Planning Authority to ensure representation of our efforts, capabilities, and future needs**
- 8) **Second leading Centre County agency for use of the training facility**

### **2017 Challenges**

- 1) **Reduction in the average personnel per call**
- 2) **On-going Computer Aided Dispatch (CAD) questions and concerns**
- 3) **Changing department characteristics all around (mutual aid)**

  
**Lou Brungard, MBA**  
**Fire Chief, Pleasant Gap Fire Company**